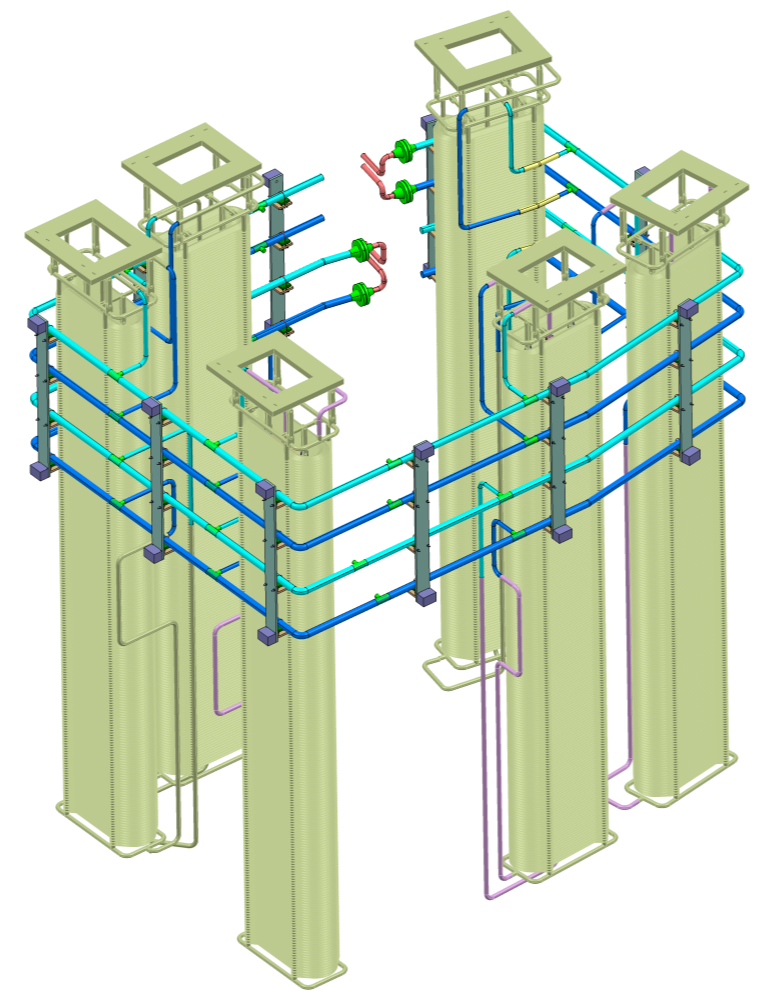



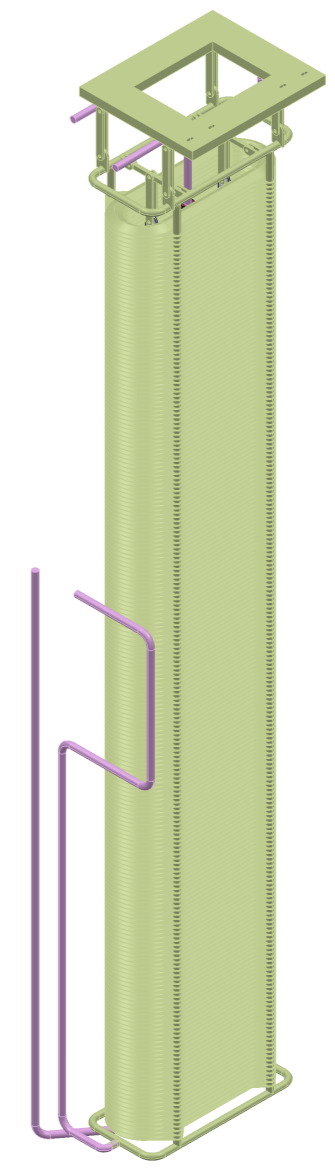
CRYOPUMP NETWORK INSIDE VESSEL



EXPECTED CRYOGENIC NETWORK WITH SIX CRYOPUMPS



CRYOPUMP (CUT-SECTION)



CRYOPUMP CASSETTE

NOTE: -
 1. L.H. SIDE CRYOPUMPS ARE IDENTICAL WITH R.H. SIDE CRYOPUMPS.
 FREE ISSUE MATERIAL: -
 - CRYOPUMPS, PIPES & FITINGS FOR HEADER AND BRANCH ROUTE.

4	CRYOPUMP-4 CASSETTE BODY(L.H.S.\ R.H.S.)	2	
3	CRYOPUMP-3 CASSETTE BODY(L.H.S.\ R.H.S.)	2	
2	CRYOPUMP-2 CASSETTE BODY(L.H.S.\ R.H.S.)	2	
1	CRYOPUMP-1 CASSETTE BODY(L.H.S.\ R.H.S.)	2	
PART NO.	DESCRIPTION	QTY.	REMARKS

DRG.NO	▽ 8-25	▽▽ 1.6-8	▽▽▽ 0.025-1.6	▽▽▽▽ < 0.025	REVISION COLUMN					NBI GROUP:	SIZE A3	INSTITUTE FOR PLASMA RESEARCH BHAT, GANDHINAGAR-382 428.				
CO-ORDINATED BY					REV	ZONE	DESCRIPTION	DATE	REMARKS	APPROVED BY	ALL DIMENSIONS ARE IN 'mm' UNLESS OTHERWISE STATED	SCALE	NTS	DATE	TITLE	
MACHINING DEVIATIONS FOR NON-TOLERANCED DIMENSIONS											DRAWN	A.R.K.	THIRD ANGLE PROJECTION	TITLE		
LENGTH IN mm OF SHORTER SIDE OF ANGLES				LENGTH OR DIA	UPTO 6	6-30	30-120	120-315				CHECKED			REF DRG NO:	REV 00
UPTO 10	10-50	50-120	OVER 120-400		+0.1	+0.2	+0.3	+0.5				APPROVED			DRG.NO	2.04.02.028
+1'	+0'-30'	+0'-20'	+0'-10'													