

Steps for Online Payment:

1. Visit SBI Collect: <https://www.onlinesbi.sbi/sbicollect/icollecthome.htm>
2. Proceed → Other institutions
3. Search for Other Institutions →type: PLASMA
4. Select Name: Institute for Plasma Research
5. Check Payment Category: “Application Fees IPR”
6. Fill the form
7. In remarks column, please mention the Advt. No. and the Post Code
8. Make payment.
9. Print/Download receipt.

Please follow the steps:

1) Type : www.onlinesbi.sbi.

The screenshot shows the SBI Online Banking website. The browser address bar displays <https://www.onlinesbi.sbi>. The page features the SBI logo and the text "SBI ONLINE" in the top right corner. A navigation menu includes links for Services, Mobile Banking, FAQ, Corporate Website, SBlePay Life (SBMOFS), SB Collect, Electoral Bond, Videos, mCash, Apply for SB/ Current Account, NPS, SBI Unipay, SBI Loans, and a language selector for Hindi. A red warning message states: "If slowness is observed during Login Page loading, please refresh the page for better experience." Below this, a blue security notice reads: "SBI never asks for confidential information such as PIN and OTP from customers. Any such call can be made only by a fraudster. Please do not share personal info." The main content area is split into two sections: "PERSONAL BANKING" and "CORPORATE BANKING". The Personal Banking section has a "LOGIN >>" button and links for "New User Registration /", "How Do I", "Customer Care", and "Lock & Unlock User". The Corporate Banking section has a "yono BUSINESS New" dropdown menu, a "LOGIN" button, and links for "New Corporate Registration", "How Do I", and "Customer Care". A light blue banner at the bottom of the main content area contains the text: "Wide range of services through SBI Contact Centre | For added security, new functionality to maintain per day and per transaction limit for general merchant payment transactions has been implemented". The footer contains four links: "> RBI Retail Direct portal", "> Block ATM Card", "> Customer Request and Complaint", and "> Banking Forms".

2) Select SBI Collect

STATE BANK COLLECT

- ✓ Payments for Services to Corporates, Government and Public Sector Undertakings
- ✓ Donations to charitable & religious institutions
- ✓ Local taxes like water tax, house tax, property tax
- ✓ Payment of fees to educational institutions, hospitals and municipal corporations
- ✓ All Payments related to merchants, industry and commercial services
- ✓ Pay using Netbanking/Debit/Credit Prepaid Cards, UPI

Search by institution / organisation name (Enter minimum 4 characters)



Select Category



Educational Institutions



Religious/Charitable Institutions



Municipal Corporations



Govt Departments



Healthcare Institutions



PSU-Public Sector Undertaking



Recruitment



Private Merchant



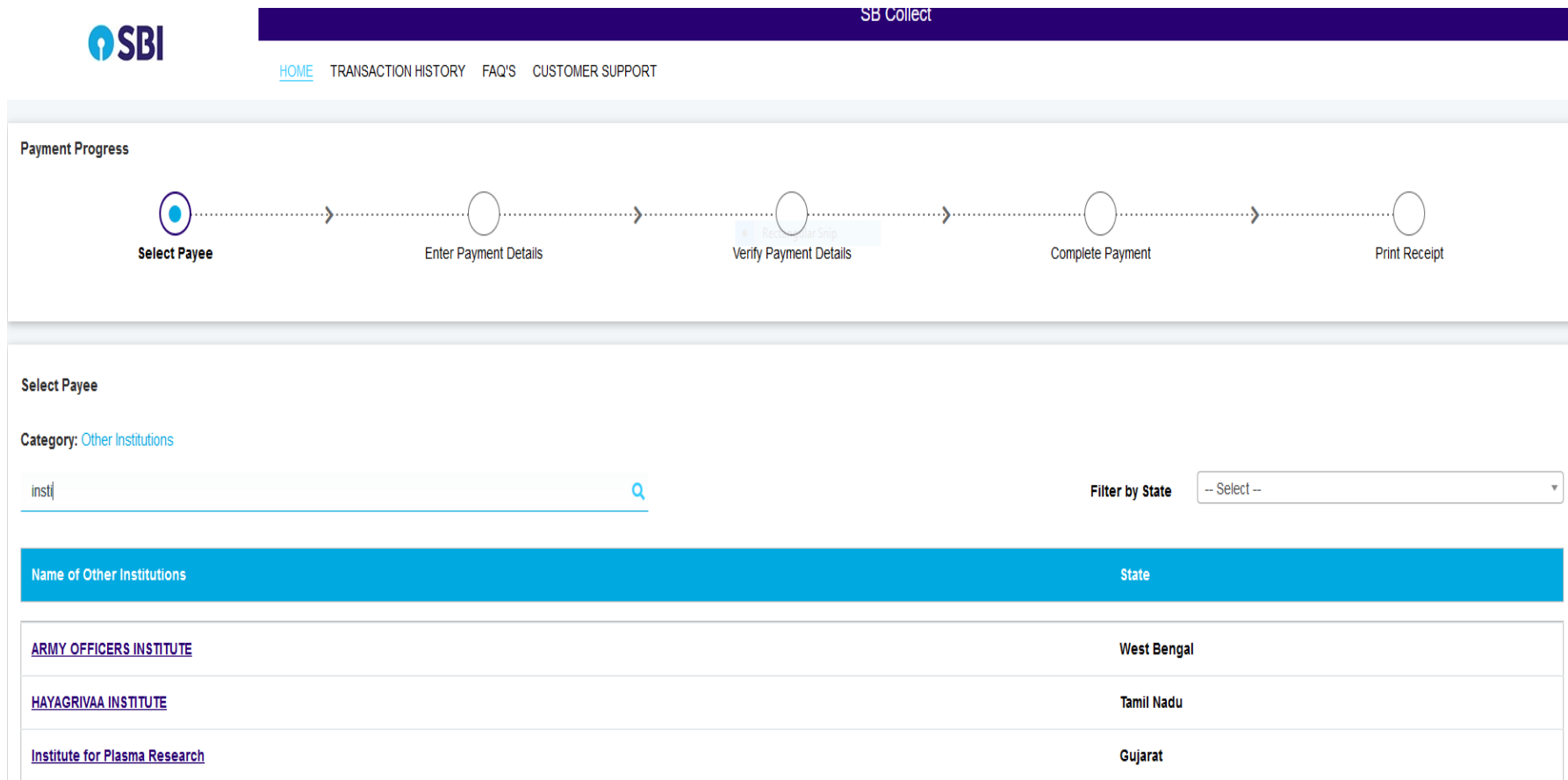
Industry



Other Institutions

3) Select Other Institution

Now please select Category : Other Institution



SBI SB Collect

[HOME](#) [TRANSACTION HISTORY](#) [FAQ'S](#) [CUSTOMER SUPPORT](#)

Payment Progress

Select Payee → Enter Payment Details → Verify Payment Details → Complete Payment → Print Receipt

Select Payee

Category: [Other Institutions](#)

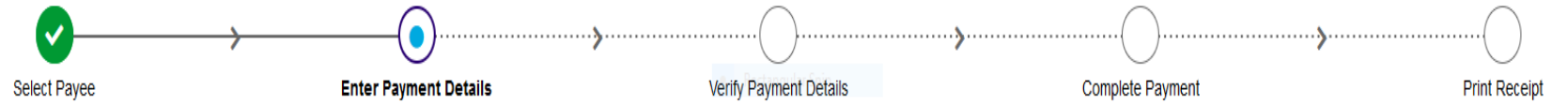
insti

Filter by State:

Name of Other Institutions	State
ARMY OFFICERS INSTITUTE	West Bengal
HAYAGRIVAA INSTITUTE	Tamil Nadu
Institute for Plasma Research	Gujarat

4) Select : **Institute for Plasma Research**

Payment Progress



Institute for Plasma Research | Nr Indira Bridge Bhat , , Gandhinagar-382428

Enter Payment Details

Payment Category*

NAME*

EMAIL ID*

DATE OF BIRTH*

MOBILE NUMBER*

CONTACT NUMBER

REMARKS

4) Fill the required information

Progress: 1. Select Page (Completed) 2. Enter Payment Details (Active) 3. Verify Payment Details 4. Complete Payment 5. Print Receipt

Institute for Plasma Research | Nr. Indira Bridge Bldg., Gandhinagar-382435

Enter Payment Details Rectangular Smp

Payment Category: Application fees-IPR

NAME * P.N.DEVLUK

EMAIL ID * pndevluk@ipr.res.in

DATE OF BIRTH * 23/06/1999

MOBILE NUMBER * 987866601

CONTACT NUMBER 987866601

REMARKS test

AMOUNT * 200
Fees: INR 200

Remarks :

* FEES PAID WILL NOT BE REFUNDED IN ANY CASE.
* TRANSACTION CHARGES WILL BE BORNE BY APPLICANTS.

Enter Your Details


Individual Organisation / Corporate

Name : P.N.DEVLUK Date of Birth : 23/06/1999

Mobile No : 987866601 Email ID : P.N.DEVLUK@IPR.RES.IN

On successful completion of payment, you will receive the transaction reference number on the mobile number. On successful completion of payment, you will receive the transaction reference number on the email ID.

I have read and agreed to the [Terms & Conditions](#)

Enter the text as shown in the image * 

Select one of the Captcha options *

Image Captcha Audio Captcha

Back Reset Next

5) Please select I have read and agreed to the Terms & Condition

number on this email ID

I have read and agreed to the [Terms & Conditions](#)

cha options *

6) Confirm the details





Verify Payment Details

Rectangular Snip



Payment Details

Payment Category :	Application fees-IPR	Total Amount :INR 200.00
NAME:	P N DEVLUK	
EMAIL ID:	pndevluk@ipr.res.in	
DATE OF BIRTH:	23/06/1999	
MOBILE NUMBER:	9879566801	
CONTACT NUMBER:	9879566801	
REMARKS:	test	
AMOUNT:	200	
Remarks :		

Back

Next


7) Select the payment options

Payment Progress




Net Banking

Rectangular Snip




State Bank of India
Bank Charges: 11.8
[Click Here](#)




Other Banks Internet Banking
Bank Charges: 17.7
[Click Here](#)

Card Payments


This payment mode is not available between 23:30 hours IST and 00:30 hours IST



Rupay Debit Card
Bank Charges: 0.0
[Click Here](#)




Credit Cards
Bank Charges: 12.98
[Click Here](#)




Prepaid Cards (Incl Rupay PPC)
Bank Charges: 12.98
[Click Here](#)

Other Payment Modes




Branch
Bank Charges: 59.0
[Click Here](#)



NEFT/RTGS
Bank Charges: 15.0
[Click Here](#)

UPI is not available between 22:30 hours IST and 23:30 hours IST



UPI
Bank Charges: 0.0

8) Now make the payment